




Popcorn Seasoning
All Natural • No MSG

Display assembly instructions



1 Place blue base on ground with edge corners up.




2 Fit printed counter skirt on top of base.



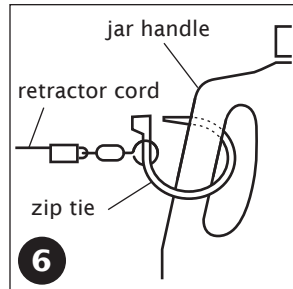
3 Insert catch tray inside counter skirt.



4 Insert bottom of header sign into slot near back of counter skirt.



5 Ensure that retractor cords go through holes in display header.



6 Loop zip tie through eye of retractor cord and around jar handle.



7 Place brick box in bottom of display and slide cover into place.

Proudly display Kernel Season's Popcorn Seasoning in a high-visibility, high-traffic area.



All components, including retractor cords are replaceable free of charge. Please contact us at 866.328.7672 or info@kernelseasons.com