


Display cleaning instructions

Takes just five minutes – clean display nightly!




1 Remove seasoning and cradles.




2 Remove white grate and catch tray.



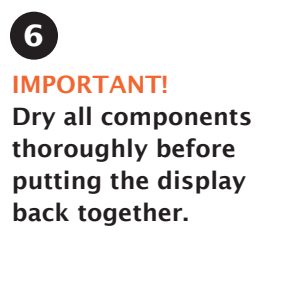
3 Pull catch tray from back of stand.



4 Wash items with warm water.



5 Wash display with damp cloth.



6 **IMPORTANT!** Dry all components thoroughly before putting the display back together.

Extra cleaning tips

Keep the display clean throughout the day!

A damp cloth or sponge can be used to wipe down the display

Replace jar caps with fresh ones nightly!

Keep an extra set of caps on hand. (Save your old caps or call our toll-free number for extras) Rinse the caps at the end of the day and let them dry overnight. Replace the caps with the clean, dry ones from the night before. (DO NOT PUT DAMP CAPS ON SEASONING JARS)

Proudly display Kernel Season's Popcorn Seasoning in a high-visibility, high-traffic area.



All components, including retractor cords are replaceable free of charge.
 Please contact us at 866.328.7672 or info@kernelseasons.com